

Registration of X90 Receivers



Figure 22 Register the Software

For registering the software, click the sign in the red circle, see Figure 23.

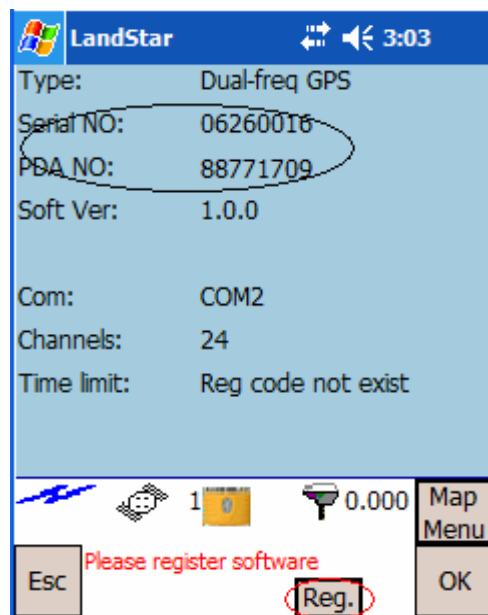


Figure 23 PDA Number and S/N

Before using our Software on the controller, the user must register the Software on the controller or the receiver, the details is as follow:

1. See the information in the black circle from the above figure and record the Serial NO. and the PDA NO. (Attention: Different Receiver and PDA have different Numbers);

2. See the bottom of the GPS Receiver, record the S/N.
3. Send the Serial NO, PDA NO and the S/N to us by e-mail, as follow:
thomas_zhang@chcnave.com or rebecca_zhang@chcnave.com

within one or two days, the user can get a reply e-mail with the registration code.

4. The user may get one of two kinds of registration code, one is as Figure 24, totally 16 digits and letters, and the format is “one digit + one letter”; the other is as Figure 25, totally 24 digits.

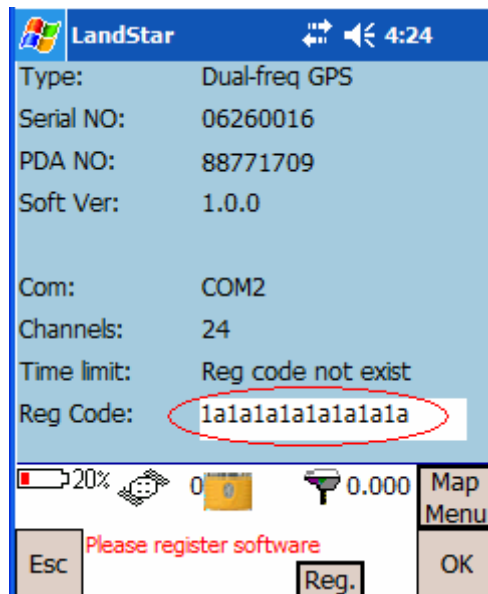


Figure 24 Registration Code (1)

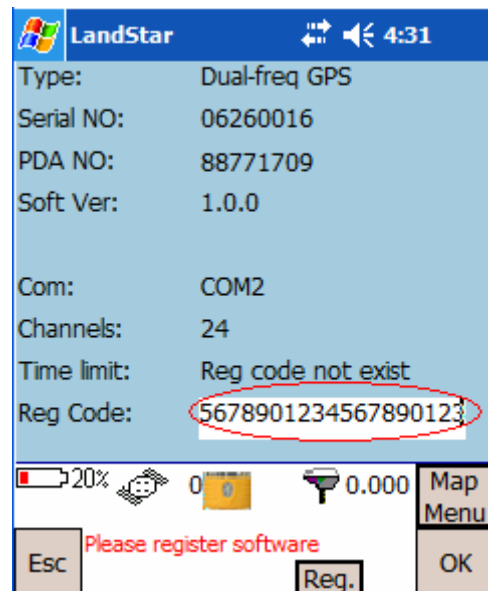


Figure 25 Registration Code (2)

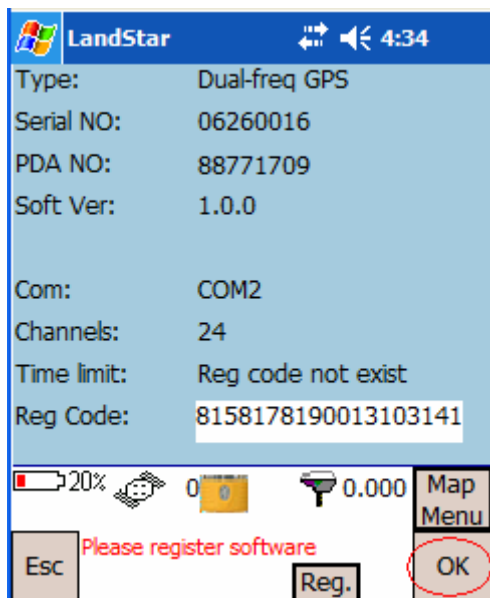


Figure 26 Registration Code (3)

After type-in the Registration Code, click “OK”.

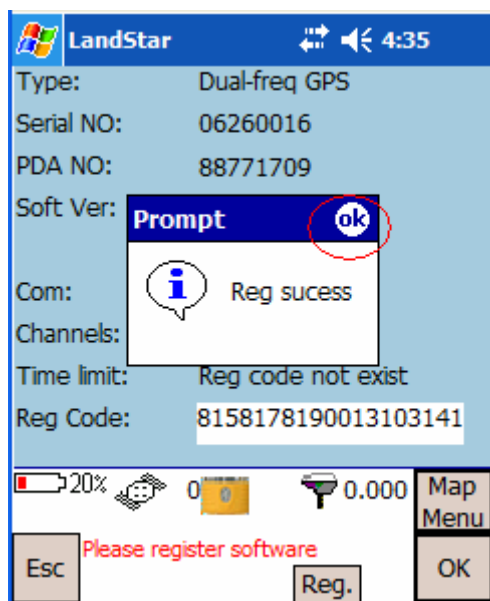


Figure 27 Finishing Registration

A pop-up window will appear and click “ok” in the red circle.